



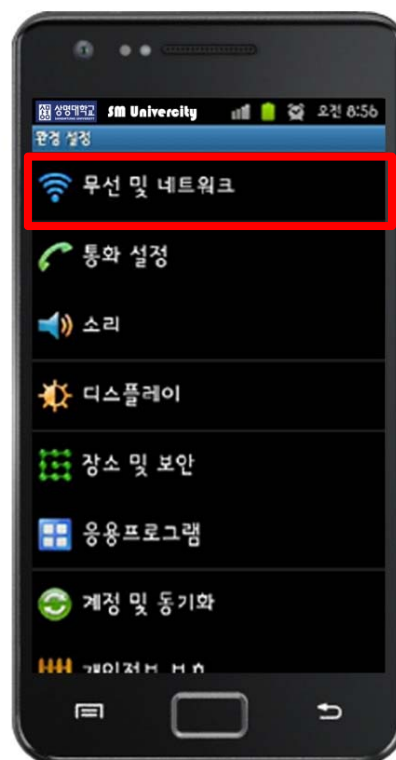
# Wifi Mobile Setting Manual

( For Android OS users)

- The pictures below are Network Set-Up Screen for using Wireless Lan with Android OS Smart phones.
- Same set-up method is used for all 'Samsung', 'LG', 'Motorola' Smart phones with Android OS



1. 'Environment Set-up'



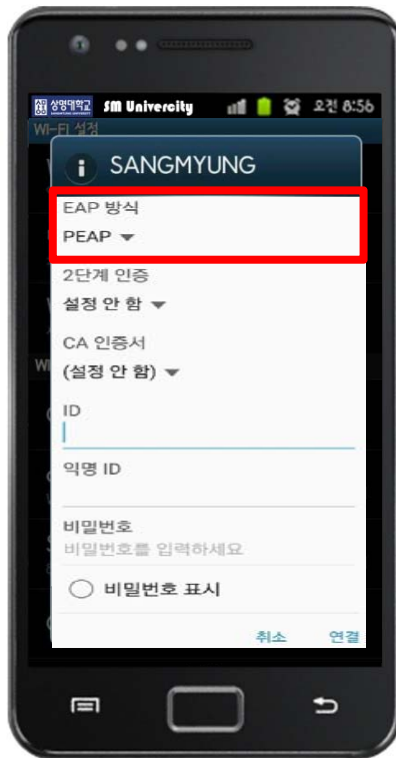
2. Select 'Wireless & network'



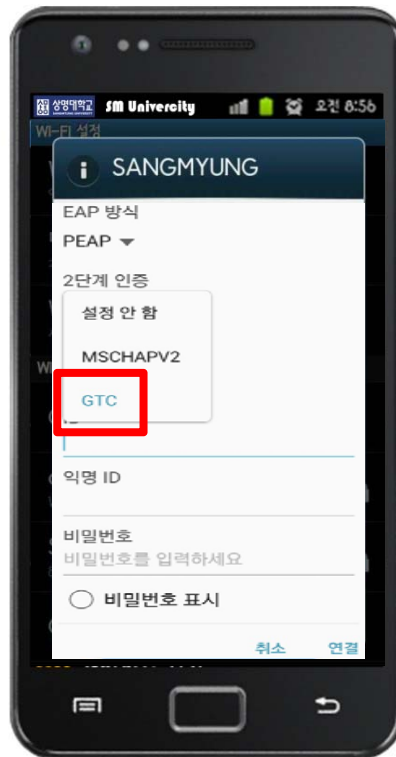
3. Select 'Wifi Set-up'



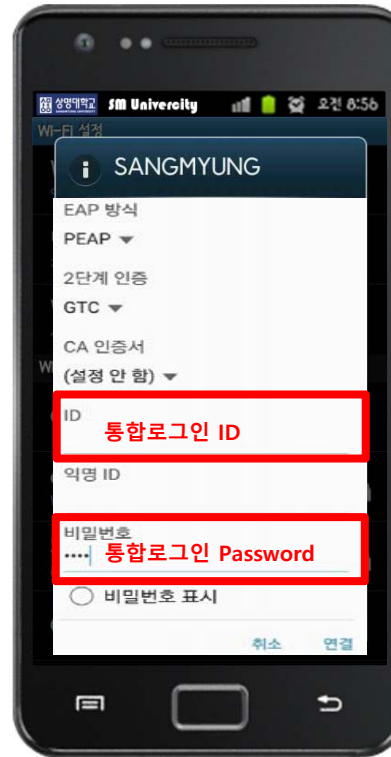
4. Select 'SANGMYUNG'



5. 'EAP method'  
-> Select 'PEAP' Set-up



6. Phase 2 AUTH  
-> Select 'GTC'



7. Input ID&Password



8. 'SANGMYUNG'  
network access complete